



**ONTARIO ARTS COUNCIL**  
**CONSEIL DES ARTS DE L'ONTARIO**

an Ontario government agency  
un organisme du gouvernement de l'Ontario

# Priority Group and Key Demographic Snapshot 2020-21

Prepared by OAC Research Office

January 2022

Ontario Arts Council  
121 Bloor Street East, 7th Floor  
Toronto, Ontario M4W 3M5  
Tel: 416-961-1660  
Toll-free in Ontario: 1-800-387-0058

[info@arts.on.ca](mailto:info@arts.on.ca)

[www.arts.on.ca](http://www.arts.on.ca)

 @OntarioArts

 @ONArtsCouncil



Ce rapport est également disponible en français.

# Groups that OAC Considers a Priority

- The Ontario Arts Council (OAC) is committed to ensuring equitable access for all Ontarians, with particular emphasis on the following groups:
  - Artists of Colour
  - Deaf Artists and Artists with Disabilities
  - Francophone Artists
  - Indigenous Artists
  - New Generation Artists (18-30 years old)
  - Artists Living in Regions Outside Toronto
- Some of these groups have a unique history, identity and status in Canada, some have faced historical and/or systemic barriers, others reflect OAC's province-wide mandate, and all are essential to the future of the arts sector. For further context on each of these groups, see the "Priority Groups" page on OAC's website at:  
<https://www.arts.on.ca/grants/priority-group>
- As part of our commitment to equitable access, we are interested in knowing how well our grants serve artists in these groups – as well as organizations whose mandate or primary purpose is to support the work of artists from these communities.
- This report provides a broad snapshot of OAC's key granting statistics and assessors by priority group and other key demographics for 2020-21.

# Background

## Priority Group Definitions

OAC defines the groups it considers a priority as follows:

- Artist of colour is based on the Government of Canada's definition of "visible minorities," which is defined as "persons, other than Aboriginal peoples, who are non-Caucasian in race or non-white in colour."
- Deaf person or person with a disability includes people who have physical, mental or learning conditions with long-term, temporary, or varying effects that may be apparent or not.
- Francophone is based on the Government of Ontario's Inclusive Definition of Francophone (IDF), which includes "persons whose mother tongue is French, plus those whose mother tongue is neither French nor English but have a particular knowledge of French as an Official Language and use French at home."
- Indigenous refers to First Nations, Métis and Inuit peoples.
- New generation is a person who is 18 to 30 years of age.
- Regions outside Toronto means outside the City of Toronto.

In each case above, an arts organizations is categorized as part of a priority group if it's primary purpose (i.e. mandate) is to serve the population group in question.

# Background

## How the Information is Collected

OAC collects priority group and demographic information in several ways:

- Applicants to project programs are asked to complete a voluntary self-identification form.
- Organizations applying for operating support are designated as one or more of these six priority groups based on the specific mandate of the organization by OAC Program Officers.
- Assessors are asked to complete a voluntary self-identification form.
- For all applicants and assessors, region is determined by their address.

## How the Information is Used

The individual information that applicants and assessors provide via the self-identification forms is confidential and is never shared publicly. This information is not used to assess their application, is not shared with assessors, and is not visible to OAC granting staff. It is used by OAC staff in the Research Section solely to create aggregate statistics, such as those in this report.

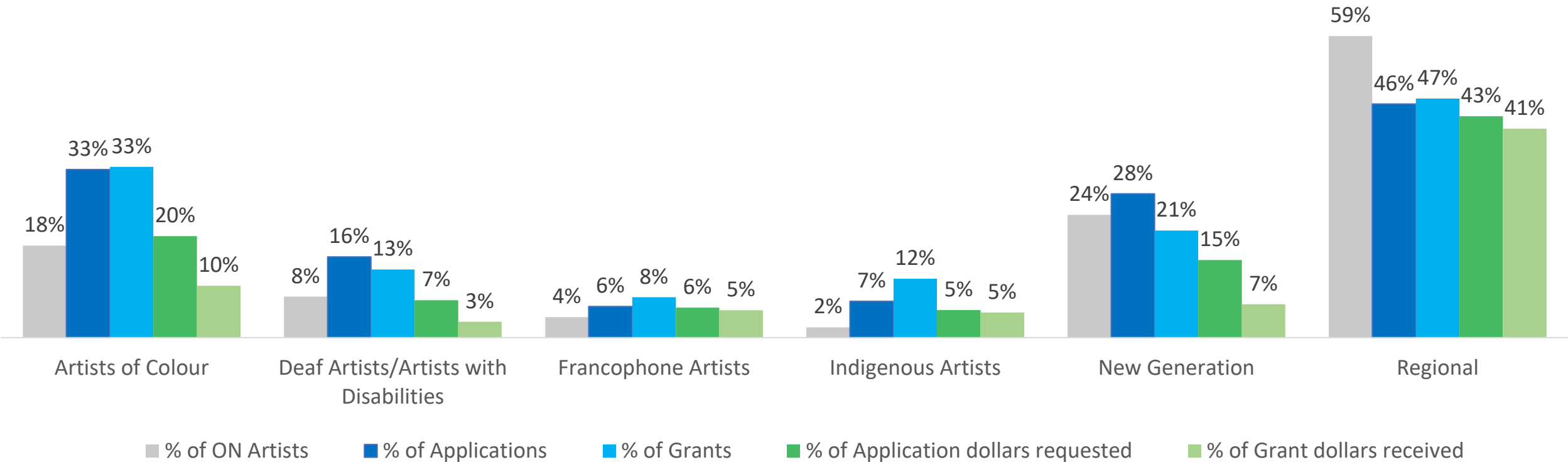
# About this Analysis

- This analysis examines four key granting statistics: the number of applications compared to the number of grants, and the dollars requested in the applications compared to the dollars granted. It also provides information on OAC assessors by priority group.
- OAC uses the percentage of Ontario artists according to the 2016 Census of Canada as an external benchmark with which to compare our progress on serving the priority groups. While by no means a perfect guide, the census data are the best available benchmark. Note: For Deaf artists/artists with disabilities the benchmark source is the Canadian Survey on Disability 2017 because the census does not have data on disability. Due to Statistics Canada's cell size limitations, the benchmark is the percentage of Ontario's experienced labour force with a moderate, severe or very severe disability.
- For 2020-21, we have data for 90% of project applications on at least one of the five priority groups asked via self-identification, and 100% data on region, as it is determined by address, not self-identification. We have 100% data on operating program applications as it is completed by Program Officers.
- In the case of priority group classification information asked via self-identification, all percentages are based on the total number of applicants who provided a response in the form.

# OAC 2020-21: Priority Group Overview

**Highlights**

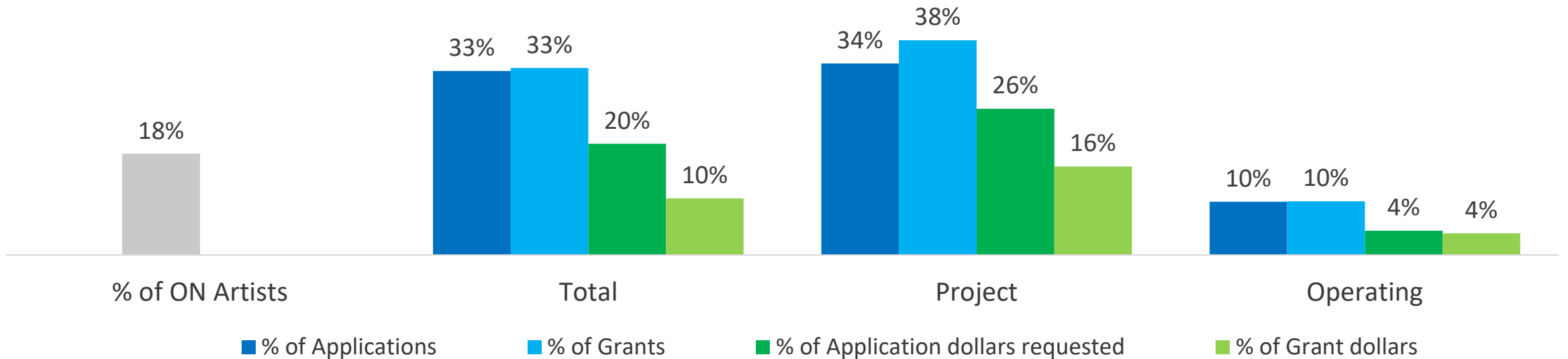
- According to the 2016 Census, 18% of Ontario artists are people of colour. In comparison, 33% of OAC’s 2020-21 applications came from artists/organizations of colour. Directly in line with this, the proportion of OAC grants to artists/organizations of colour was 33%.
- The proportion of grants to Indigenous, regional, and francophone artists/organizations all exceeded the proportion of grant applications from each respective group.
- Sixteen percent (16%) of OAC grant applications came from Deaf artists/artists with disabilities and organizations, while 13% of grants went to this group.



# Snapshot: Artists of Colour

## Highlights

- Artists/organizations of colour accounted for 33% of OAC's total number of applications in 2020-21 and 33% of OAC's total number of grants. Artists/organizations of colour also accounted for 20% of the total dollars requested, and 10% of the total grant dollars.
- In terms of grant type, artists/organizations of colour comprised a higher proportion of applications and grants in project as opposed to operating grants.

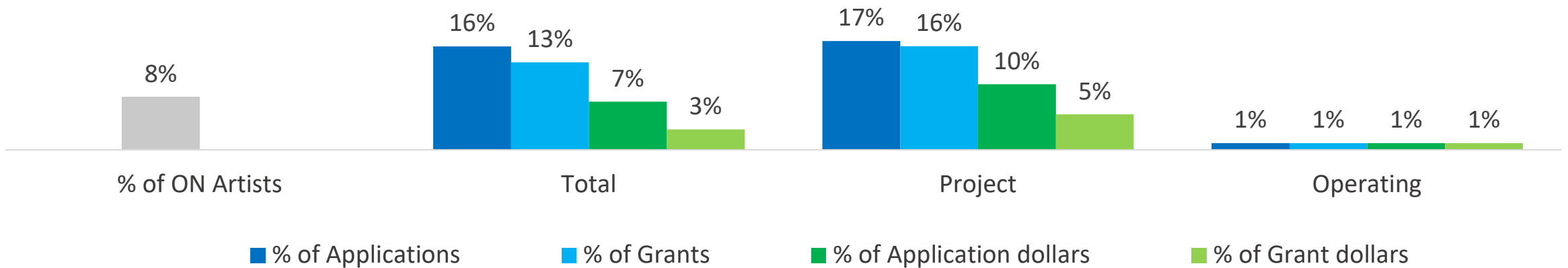




# Snapshot: Deaf Artists and Artists with Disabilities

## Highlights

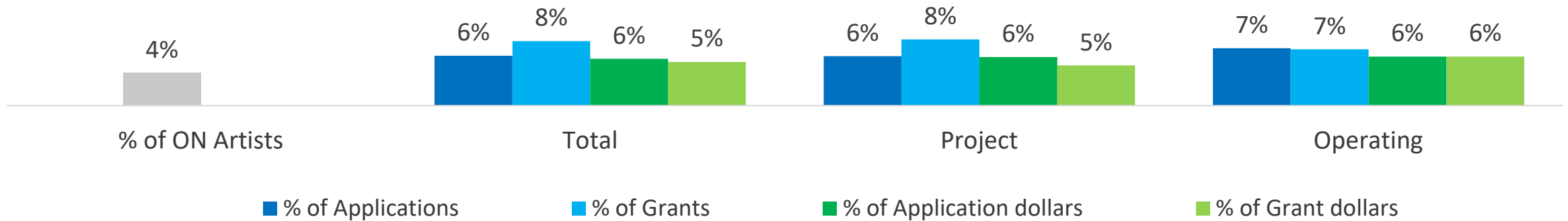
- Deaf artists/artists with disabilities and organizations accounted for 16% of OAC's total number of applications in 2020-21 and 13% of OAC's total number of grants. Deaf artists/artists with disabilities and organizations accounted for 7% of the total dollars requested, and 3% of the total grant dollars.
- In terms of grant type, Deaf artists/artists with disabilities and organizations comprised a higher proportion of applications and grants in project as opposed to operating grants.



# Snapshot: Francophone Artists

## Highlights

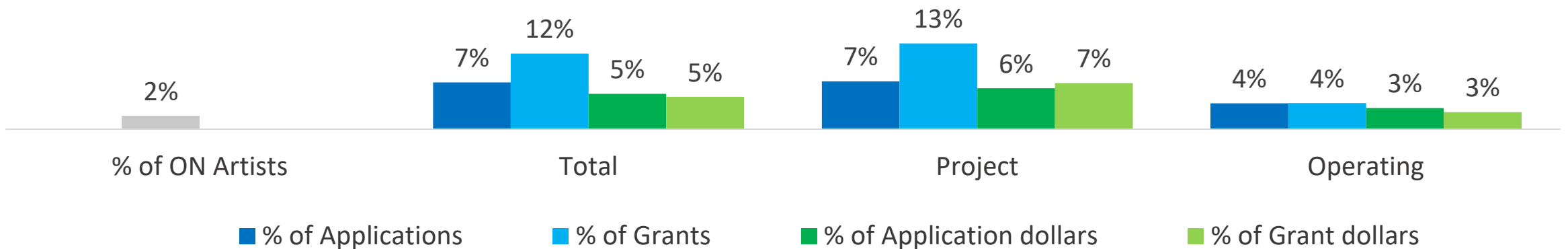
- Francophone artists/organization accounted for 6% of OAC's total number of applications in 2020-21 and 8% of OAC's total number of grants. Francophone artists/organization also accounted for 6% of the total dollars requested, and 5% of the total grant dollars.
- In terms of grant type, the proportion of applications and grants are similar for both project and operating grants.



# Snapshot: Indigenous Artists

## Highlights

- According to the 2016 Census, 2% of Ontario's artists are Indigenous.<sup>1</sup> Indigenous artists/organizations accounted for 7% of OAC's total number of applications in 2020-21 and 12% of OAC's total number of grants. Indigenous artists/organizations accounted for 5% of the total application dollars requested, and 5% of the total grant dollars.
- In terms of grant type, Indigenous artists/organizations comprised a higher proportion of applications and grants for project as opposed to operating grants.

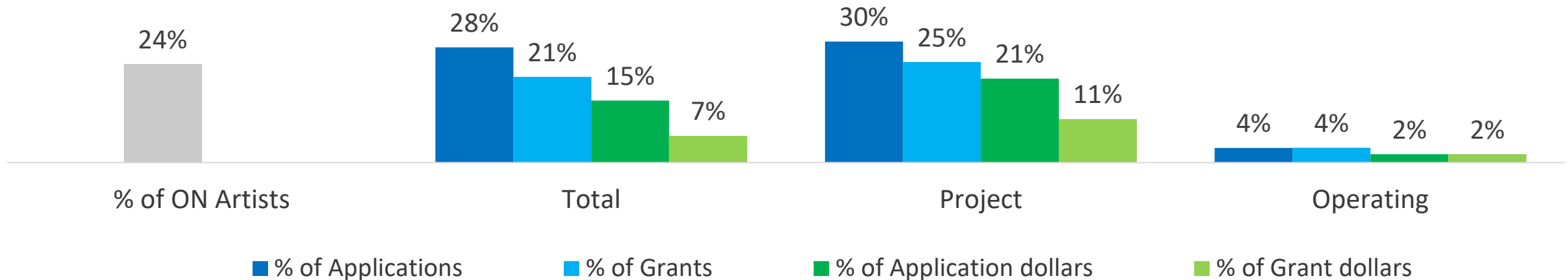


<sup>1</sup>Due to issues related to 2016 Census enumeration on Indian reserves and the census definition of "artist" in Indigenous cultures this figure is likely an underestimate.

# Snapshot: New Generation Artists

## Highlights

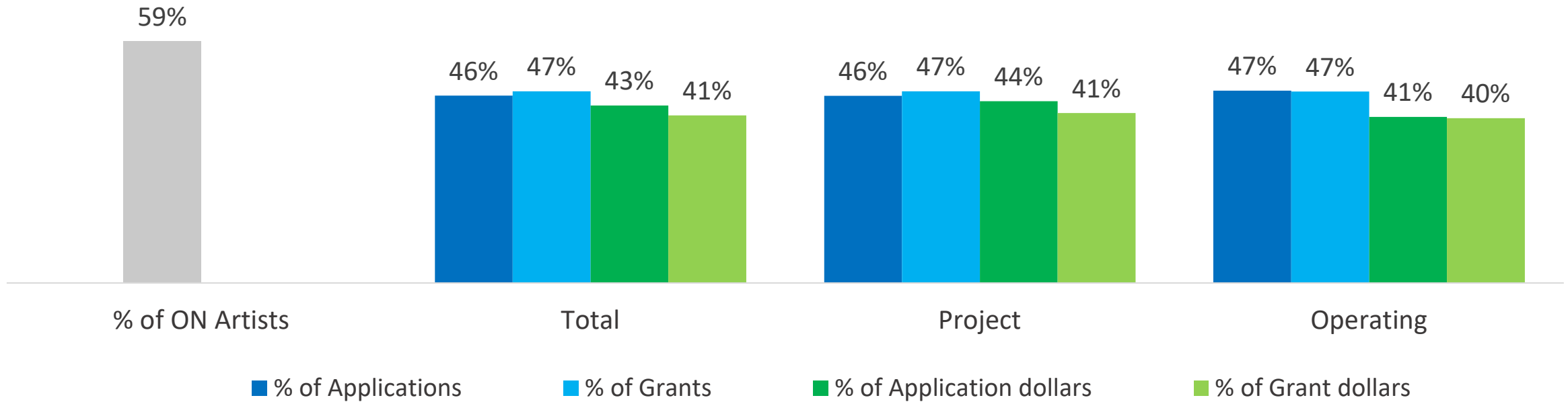
- According to the 2016 Census, 24% of Ontario artists are new generation. New generation artists/organizations accounted for 28% of OAC's total number of applications in 2020-21 and 21% of OAC's total number of grants awarded. They accounted for 15% of the total application dollars and 7% of the total grant dollars.
- In terms of grant type, a higher proportion of grant applications from new generation artists/organizations is evident for project as compared to operating grants.



# Snapshot: Regions Outside Toronto

## Highlights

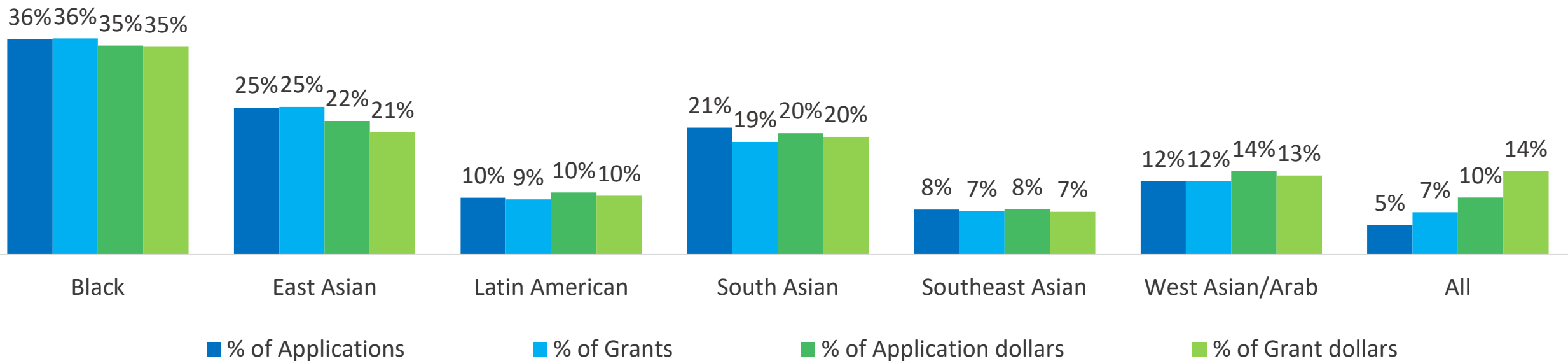
- According to the 2016 Census, 59% of Ontario artists are in regions outside the City of Toronto. Regional artists/organizations accounted for 46% of OAC's total number of applications in 2020-21 and 47% of OAC's total number of grants. Regional artists/organizations accounted for 43% of the total application dollars, and 41% of the total grant dollars.



# Breakdown of Artists of Colour by Group (% of all Artists of Colour)

## Highlights

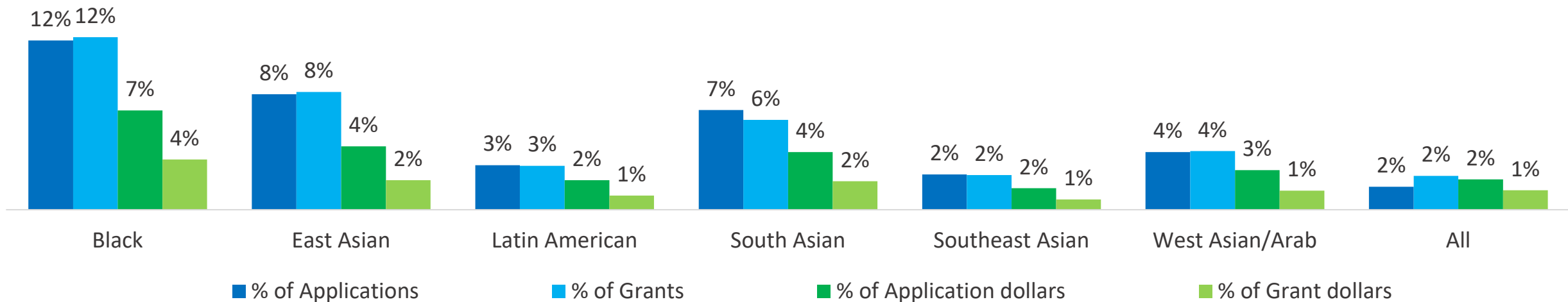
- When breaking down the artists of colour data by group, those indicating 'Black' have the highest proportion of applications, grants, dollars requested, and dollars received. This is followed by East Asian artists/organizations, and South Asian artists/organizations.



# Breakdown of Artists of Colour by Group (% of Total for OAC Overall)

## Highlights

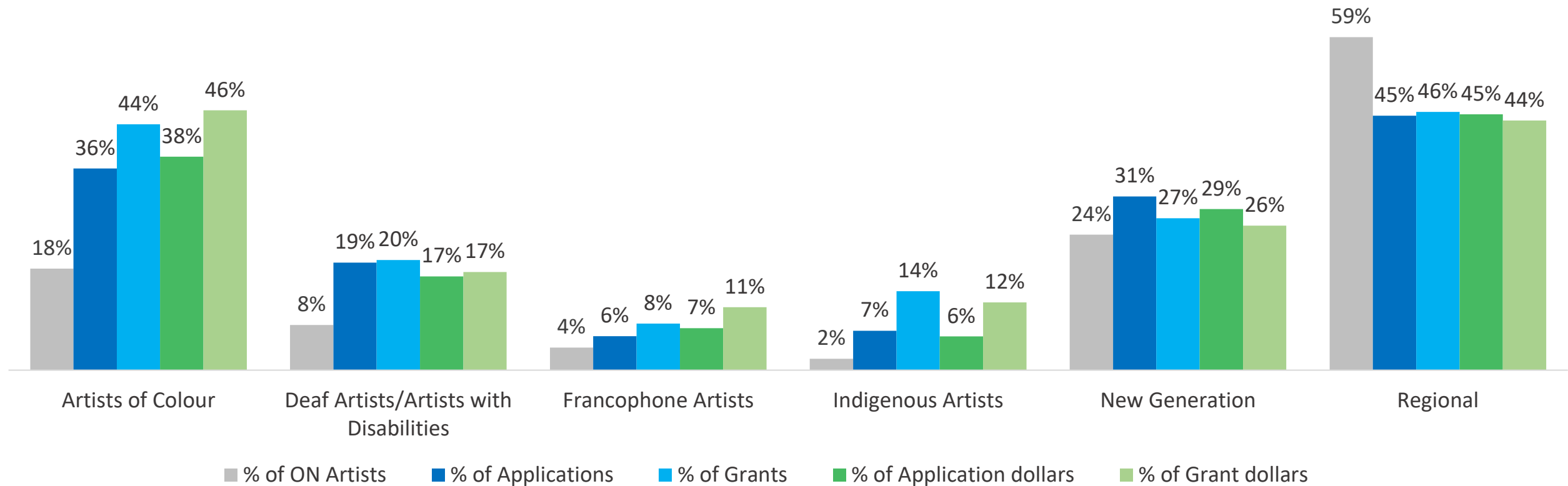
- Twelve percent (12%) of OAC's total number of applications in 2020-21 came from Black artists/organizations. Directly in line with this, the proportion of OAC's total number of grants to Black artists/organizations was 12%.
- Black artists/organizations accounted for 7% of the total application dollars, and 4% of the total grant dollars.
- The next highest proportion of applications came from East Asian (8%) and South Asian (7%) artists/organizations. In both cases, the proportion of grants matched closely the proportion of applications.



# Focus on: Individuals in Project Programs

## Highlights

- This chart includes the key granting indicators for individual artists only – a subset of the overall project program statistics shown in previous charts.
- Artists of colour accounted for 36% of OAC's total number of applications from individuals in 2020-21 and 44% of the total number of grants to individuals. Similarly, artists of colour accounted for 38% of the total dollars requested by individuals, with a higher percentage (46%) of grant dollars going to individuals in this group.

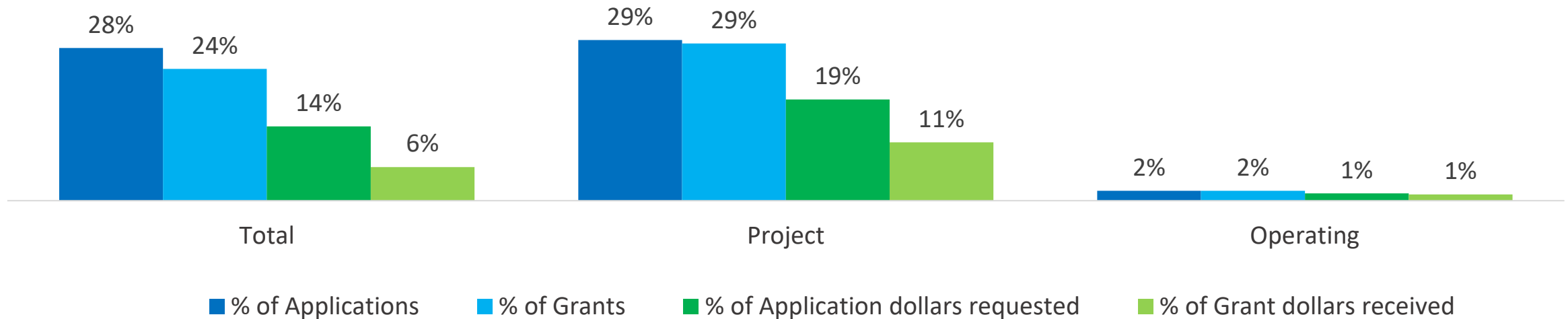




# Snapshot: LGBTQ2S Artists

## Highlights

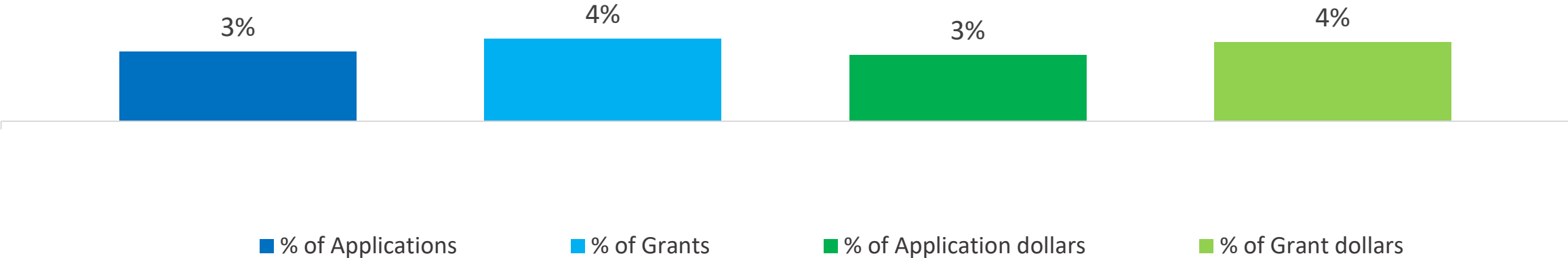
- More than a quarter (28%) of OAC's total number of applications in 2020-21 came from LGBTQ2S artists/organizations, while the proportion of OAC's total number of grants to LGBTQ2S artists/organizations was 24%.
- When considering project grants, the proportion of applications from and grants to LGBTQ2S artists/organizations is higher (29% and 29%, respectively). Similarly, LGBTQ2S artists accounted for 19% of application dollars and 11% of grant dollars.



# Snapshot: Transgender (Individuals only)

**Highlights**

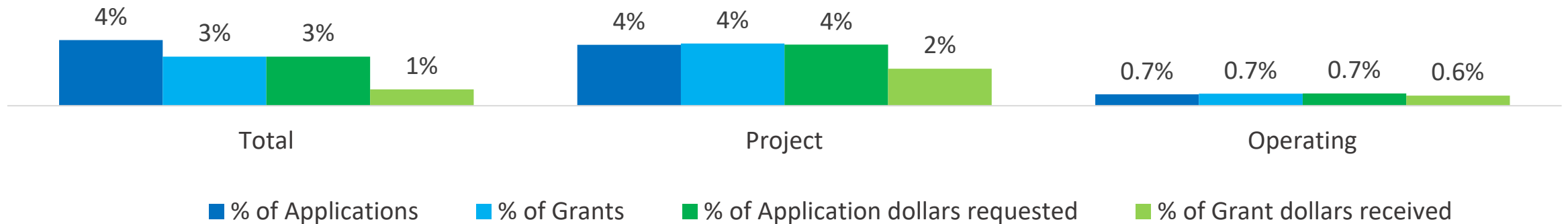
- Three percent (3%) of OAC’s total number of applications in 2020-21 came from transgender artists. The proportion of OAC’s total number of grants to transgender artists was slightly higher (4%). Similarly, transgender artists accounted for 3% of application dollars and 4% of grant dollars.



# Snapshot: Recent Immigrants

## Highlights

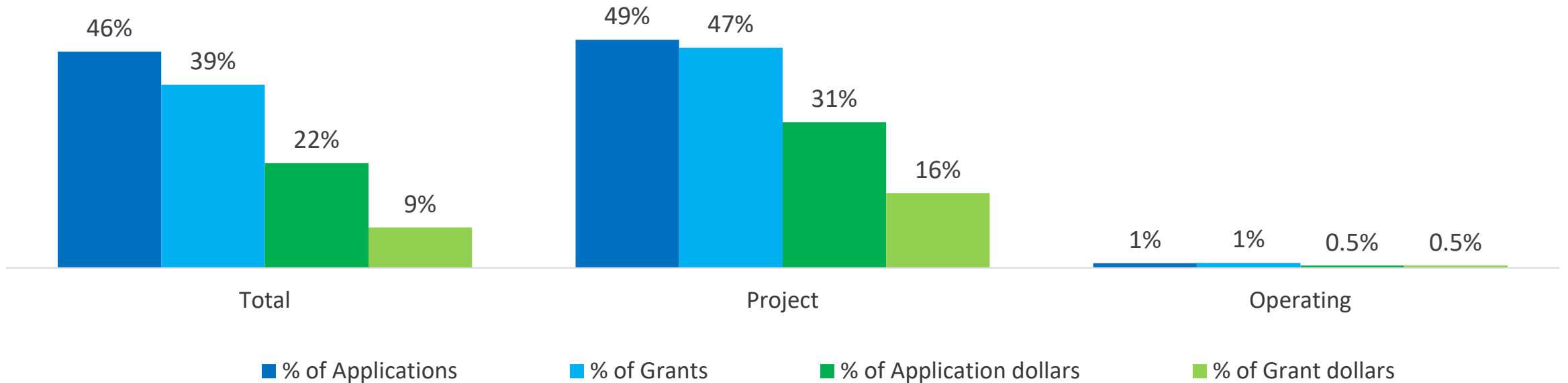
- Four percent (4%) of OAC's total number of applications in 2020-21 came from recent immigrant artists/organizations. The proportion of OAC's total number of grants that went to recent immigrant artists/organizations is 3%.
- The proportion of applications from and grants to recent immigrant artists/organizations is higher in project grants than operating grants.



# Snapshot: Women Artists

## Highlights

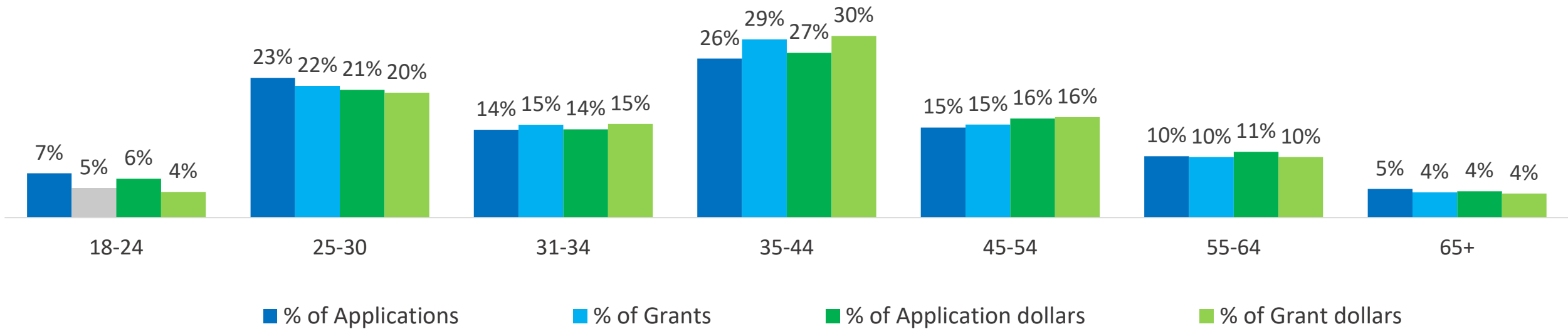
- In terms of project grants, almost half (49%) of 2020-21 applications came from women artists/organizations and 47% of grants were awarded to this group. Women artists/organizations accounted for nearly a third (31%) of the application dollars and 16% of the grant dollars.



# Snapshot: Breakdown by Age

## Highlights

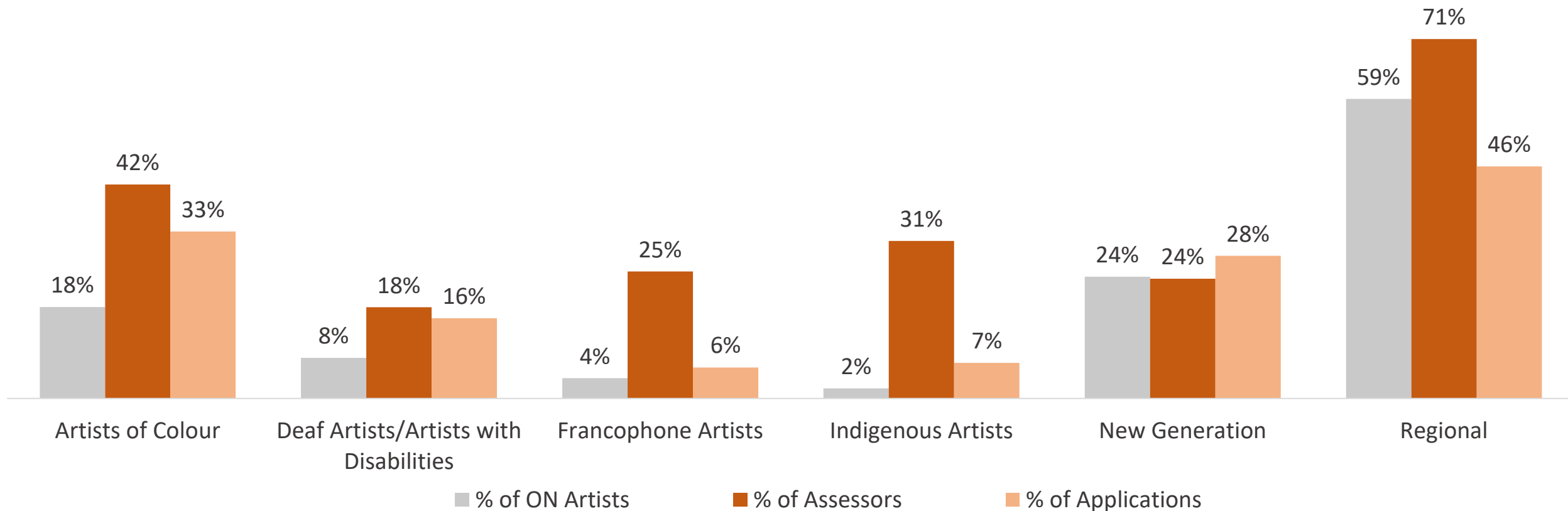
- Those 65 or older accounted for five percent (5%) of OAC's total number of applications in 2020-21. Slightly lower, the proportion of OAC's total number of grants to artists 65 or older was 4%.



# OAC Assessors by Priority Group

## Highlights

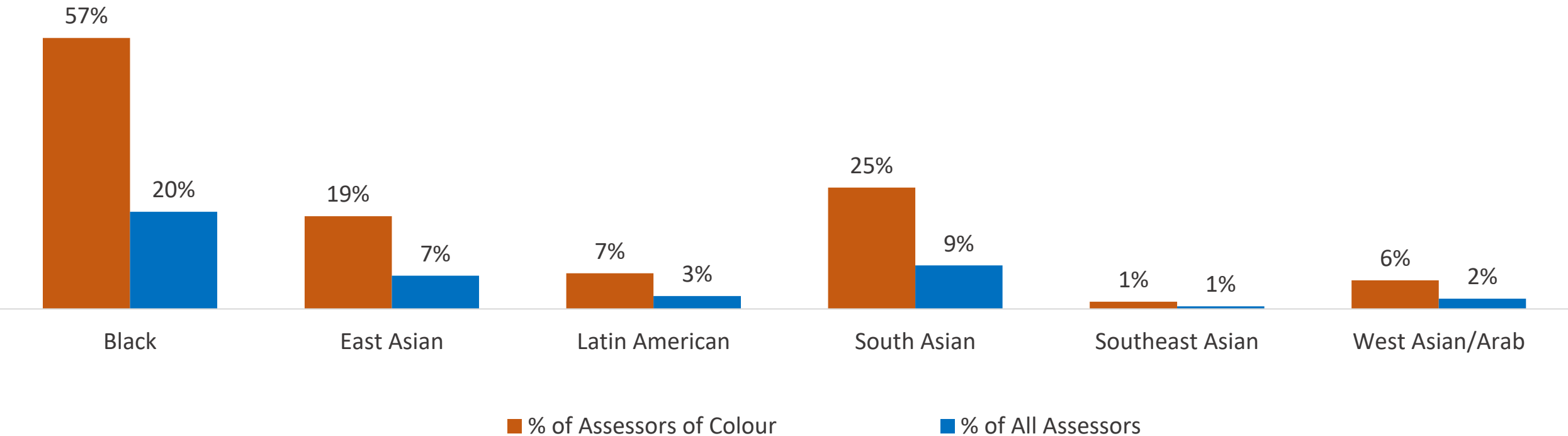
- In most cases, the proportion of assessors from each priority group is on par or higher than the percent of applications from each respective group. The exception is new generation, where there are a lower percentage of assessors as compared to the percent of applications.



# Assessors of Colour by Group

## Highlights

- Among those assessors who identified as people of colour, 57% identified as Black, 25% as South Asian, and 19% as East Asian.
- Among **all** OAC assessors, 20% identified as Black, 9% as South Asian, and 7% as East Asian.





**ONTARIO ARTS COUNCIL**  
**CONSEIL DES ARTS DE L'ONTARIO**

an Ontario government agency  
un organisme du gouvernement de l'Ontario

# Priority Group and Key Demographic Snapshot 2020-21

Prepared by OAC Research Office

January 2022